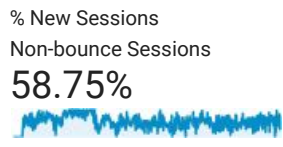
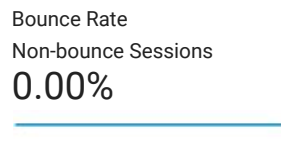
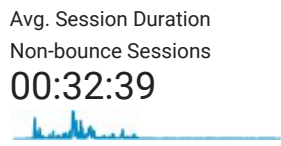
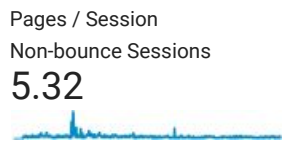
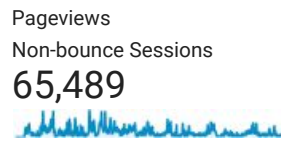
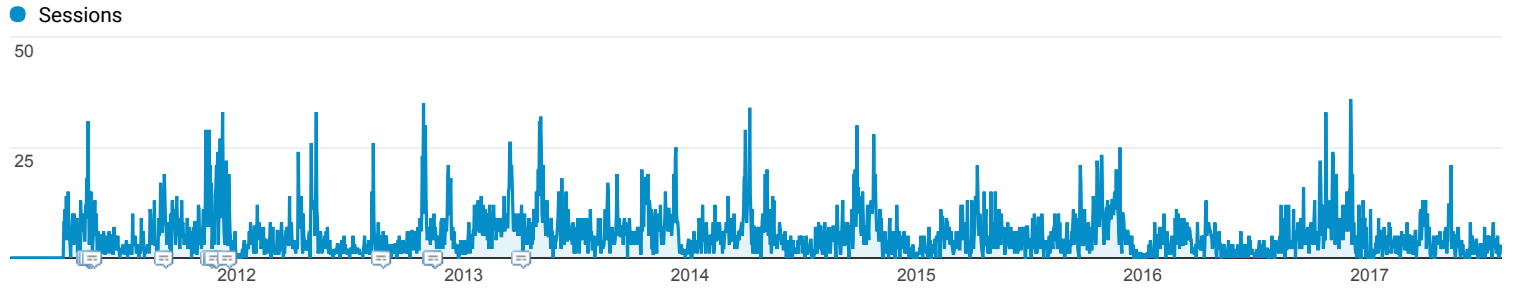


Jan 1, 2011 - Jul 31, 2017

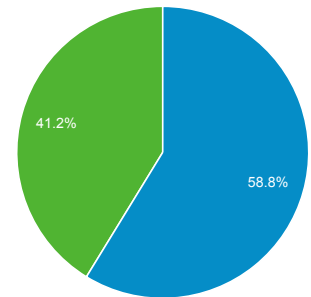
Audience Overview

Non-bounce Sessions
44.83% Sessions

Overview



■ New Visitor ■ Returning Visitor



Country	Sessions	% Sessions
1. Puerto Rico	9,755	79.27%
2. United States	1,662	13.51%
3. Russia	132	1.07%
4. (not set)	93	0.76%
5. Mexico	90	0.73%
6. Dominican Republic	69	0.56%
7. United Kingdom	66	0.54%
8. Colombia	51	0.41%
9. Spain	49	0.40%
10. Argentina	42	0.34%